



<b>Container Identification</b> CX 00311		<b>Laboratory Number</b> 05GG117612B																
<b>Operator Name</b> DEVON CANADA CORPORATION																		
<b>Unique Well Identifier</b> L-38	<b>Well Name</b> KONTANEELEE L-38		<b>Elevation</b> KB m:      GRD m:															
<b>Field or Area</b> KONTANEELEE	<b>Pool or Zone</b> NAHANNI	<b>Sampler's Company</b> OPSCO																
<b>Test Type</b>	<b>Test No.</b>	<b>Test Recovery</b>	<b>Name of Sampler</b>															
<b>Test Interval or Perfs</b>		<b>Sampling Point</b> METER RUN	<table border="1" style="width:100%; border-collapse: collapse;"> <tr> <th>Separator</th> <th>Reservoir</th> <th>Source</th> <th>Sampled</th> <th>Received</th> </tr> <tr> <td>Pressure (kPa)</td> <td></td> <td>1379</td> <td>1379</td> <td>650</td> </tr> <tr> <td>Temperature</td> <td></td> <td></td> <td></td> <td>21</td> </tr> </table>	Separator	Reservoir	Source	Sampled	Received	Pressure (kPa)		1379	1379	650	Temperature				21
Separator	Reservoir	Source	Sampled	Received														
Pressure (kPa)		1379	1379	650														
Temperature				21														
<b>Date Sampled</b> Mar 26, 2005	<b>Date Received</b> Mar 30, 2005	<b>Date Reported</b> Mar 31, 2005	<b>Entered By</b> CP  <b>Certified By</b> CP															
<b>Other Information</b> FIELD H2S = 2.2%    LAB H2S = ND																		

COMP	MOLE FRACTION		PETROLEUM LIQUID mL / m <sup>3</sup>
	AIR FREE AS RECEIVED	AIR FREE ACID GAS FREE	
H2	0.0001	0.0001	
He	0.0008	0.0010	
<b>N2</b>	<b>0.1470</b>	<b>0.1750</b>	
<b>CO2</b>	<b>0.1379</b>	<b>0.0000</b>	
H2S	0.0220	0.0000	
C1	0.6920	0.8237	
C2	0.0001	0.0001	
C3	0.0001	0.0001	0.4
IC4	0.0000	0.0000	0.0
NC4	0.0000	0.0000	0.0
IC5	0.0000	0.0000	0.0
NC5	0.0000	0.0000	0.0
C6	0.0000	0.0000	0.0
C7+	0.0000	0.0000	0.0
<b>Total</b>	<b>1.0000</b>	<b>1.0000</b>	<b>0.4</b>

Exceeds normal limits:  
N2, CO2

**GROSS HEATING VALUE MJ/m<sup>3</sup>**  
15° C AND 101.325 kPa

Air Free As Received	Moisture & Acid Gas Free
26.70	31.10

**RELATIVE DENSITY (CALCULATED)**

Moisture Free	Moisture & Acid Gas Free
0.761	0.626

**PSEUDO CRITICAL PROPERTIES (CALCULATED)**

As Sampled		Acid Gas Free	
pPc (abs) kPa	pTc K	pPc (abs) kPa	pTc K
4903	200.6	4388	179.1

**RELATIVE MOLECULAR MASS**

Total Gas	C <sub>7+</sub>
22.0	0.0

**VAPOUR PRESSURE (Pentanes +)**

0.00 kPa

**H2S g/m<sup>3</sup>**

31.65





<b>Container Identification</b>		<b>Laboratory Number</b>	
PB11K		05WG117612K	
<b>Operator Name</b>			
DEVON CANADA CORPORATION			
<b>Unique Well Identifier</b>		<b>Well Name</b>	
L-38			
		<b>Elevation</b>	
		KB m	GRD m
<b>Field or Area</b>		<b>Pool or Zone</b>	
KONTANEELEE		NAHANNI	
<b>Sampler's Company</b>			
OPSCO			
<b>Test Type</b>	<b>Test No.</b>	<b>Test Recovery</b>	
		<b>Name of Sampler</b>	
<b>Test Interval or Perfs</b>		<b>Sampling Point</b>	
		TEST VESSEL	
		<b>Separator</b>	<b>Reservoir</b>
		<b>Source</b>	<b>Sampled</b>
		<b>Received</b>	
		Pressure (kPa)	
		Temperature	
<b>Date Sampled</b>		<b>Date Received</b>	
Mar 26, 2005		Mar 30, 2005	
<b>Date Reported</b>		<b>Entered By</b>	
Mar 31, 2005		ML	
		<b>Certified By</b>	
		ML	
<b>Other Information</b>			
FORMATION FLUID, 09:39 hrs			

### Cations

ION	mg/L	Mass Fraction	mmol/L
Na	749.0	0.014	32.6
K	151.0	0.003	3.9
Ca	12920.0	0.249	322.4
Mg	4640.0	0.089	190.9
Fe	97.6	0.002	1.7

**Total Cations**    1066.5

### Anions

ION	mg/L	Mass Fraction	mmol/L
Cl	33025.2	0.636	931.5
HCO3	233.3	0.004	3.8
SO4	90.0	0.002	0.9
CO3	Nil	Nil	Nil
OH	Nil	Nil	Nil

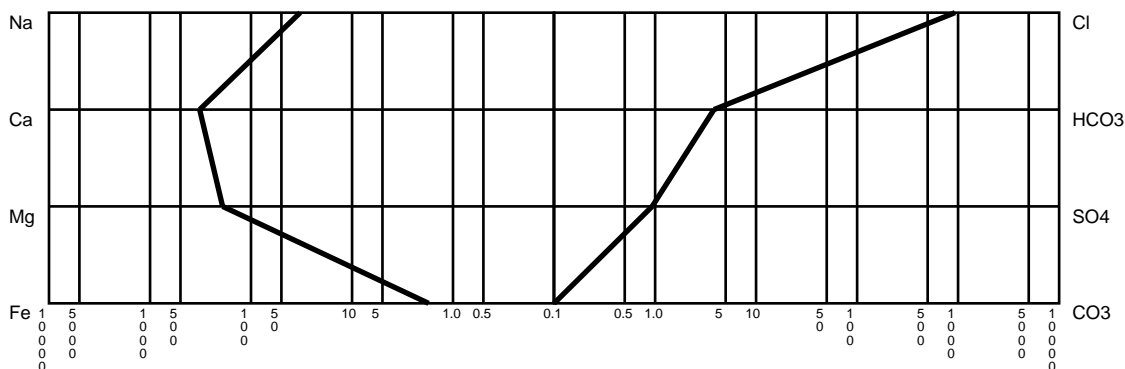
**Total Anions**    937.2

### Other Measurements

Measurement	Value
Total Dissolved Solids (Calculated) mg/L	51906
Observed pH	6.02
H2S (25°C) mg/L	2044.80
Relative Density (25°C)	1.022
Resistivity/OHM-m (25°C)	0.174
Salinity %	5.84

*The ionic balance for this water exceeds 10%. The imbalance is caused by anions not included in the standard analysis. The resistivity result is suspect due to the nature of the sample.*

### Logarithmic Pattern mmol/L





<b>Container Identification</b> CX 10504	<b>Laboratory Number</b> 05GG117612A
---	---

<b>Operator Name</b> DEVON CANADA CORPORATION
--

<b>Unique Well Identifier</b> L-38	<b>Well Name</b> KONTANEELEE L-38	<b>Elevation</b>	
		KB m	GRD m

<b>Field or Area</b> KONTANEELEE	<b>Pool or Zone</b> NAHANNI	<b>Sampler's Company</b> OPSCO
-------------------------------------	--------------------------------	-----------------------------------

<b>Test Type</b>	<b>Test No.</b>	<b>Test Recovery</b>	<b>Name of Sampler</b>

<b>Test Interval or Perfs</b>	<b>Sampling Point</b> MANIFOLD	<b>Separator</b>	<b>Reservoir</b>	<b>Source</b> 1298	<b>Sampled</b> 1298	<b>Received</b> 600
		Pressure (kPa)				
		Temperature				21

<b>Date Sampled</b> Mar 25, 2005	<b>Date Received</b> Mar 30, 2005	<b>Date Reported</b> Mar 31, 2005	<b>Entered By</b> CP	<b>Certified By</b> CP
-------------------------------------	--------------------------------------	--------------------------------------	-------------------------	---------------------------

<b>Other Information</b> UNLOADING WELL W/ NITROGEN; SAMPLE RECEIVED 99.21% AIR CONTAMINATION
--

COMP	MOLE FRACTION		PETROLEUM LIQUID mL / m <sup>3</sup>
	AIR FREE AS RECEIVED	AIR FREE ACID GAS FREE	
H2	TRACE	TRACE	
He	0.0005	0.0005	
<b>N2</b>	<b>0.9907</b>	<b>0.9918</b>	
CO2	0.0011	0.0000	
H2S	0.0000	0.0000	
C1	0.0053	0.0053	
C2	0.0008	0.0008	
C3	0.0003	0.0003	1.1
IC4	0.0011	0.0011	4.8
NC4	0.0001	0.0001	0.4
IC5	0.0001	0.0001	0.5
NC5	TRACE	TRACE	0.0
C6	TRACE	TRACE	0.0
C7+	TRACE	TRACE	0.0
<b>Total</b>	<b>1.0000</b>	<b>1.0000</b>	<b>6.8</b>

Exceeds normal limits:  
N2

**GROSS HEATING VALUE MJ/m<sup>3</sup>  
15° C AND 101.325 kPa**

<b>Air Free As Received</b> 0.44	<b>Moisture &amp; Acid Gas Free</b> 0.44
-------------------------------------	---

**RELATIVE DENSITY (CALCULATED)**

<b>Moisture Free</b> 0.967	<b>Moisture &amp; Acid Gas Free</b> 0.966
-------------------------------	--

**PSEUDO CRITICAL PROPERTIES (CALCULATED)**

As Sampled		Acid Gas Free	
pPc (abs) kPa	pTc K	pPc (abs) kPa	pTc K
3410	127.2	3406	127.0

**RELATIVE MOLECULAR MASS**

<b>Total Gas</b> 28.0	<b>C<sub>7+</sub></b> 100.2
--------------------------	--------------------------------

**VAPOUR PRESSURE (Pentanes +)**

140.95 kPa

**H2S g/m<sup>3</sup>**

0.00





<b>Container Identification</b> PB5E		<b>Laboratory Number</b> 05WG117612E	
<b>Operator Name</b> DEVON CANADA CORPORATION			
<b>Unique Well Identifier</b> L-38	<b>Well Name</b>		<b>Elevation</b> KB m      GRD m
<b>Field or Area</b> KONTANEELEE	<b>Pool or Zone</b> NAHANNI	<b>Sampler's Company</b> OPSCO	
<b>Test Type</b>	<b>Test No.</b>	<b>Test Recovery</b>	<b>Name of Sampler</b>
<b>Test Interval or Perfs</b>		<b>Sampling Point</b> MANIFOLD	<b>Separator</b> <b>Reservoir</b> <b>Source</b> <b>Sampled</b> <b>Received</b>
		Pressure (kPa)	
		Temperature	
<b>Date Sampled</b> Mar 25, 2005	<b>Date Received</b> Mar 30, 2005	<b>Date Reported</b> Mar 31, 2005	<b>Entered By</b> ML <b>Certified By</b> ML
<b>Other Information</b> SWAB #5, SPENT ACID FLUID			

### Cations

ION	mg/L	Mass Fraction	mmol/L
Na	1336.0	0.016	58.1
K	310.0	0.004	7.9
Ca	16500.0	0.200	411.7
Mg	7300.0	0.088	300.3
Fe	1240.0	0.015	22.2

**Total Cations**      1534.5

### Anions

ION	mg/L	Mass Fraction	mmol/L
Cl	55851.5	0.676	1575.4
HCO3	Nil	Nil	Nil
SO4	92.0	0.001	1.0
CO3	Nil	Nil	Nil
OH	Nil	Nil	Nil

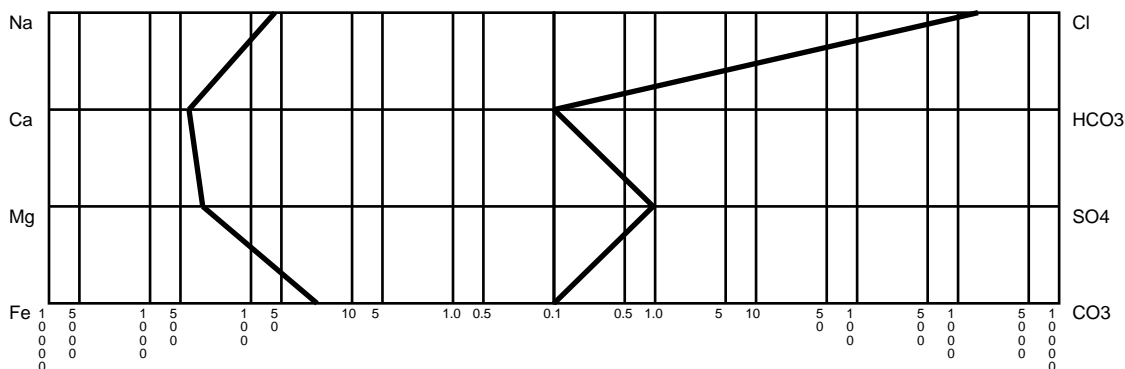
**Total Anions**      1577.3

### Other Measurements

Measurement	Value
Total Dissolved Solids (Calculated) mg/L	82629
Observed pH	4.08
H2S (25°C) mg/L	N/D
Mineral Acidity (g/m <sup>3</sup> as CaCO <sub>3</sub> )	122.50
Relative Density (25°C)	1.039
Resistivity/OHM-m (25°C)	0.142
Salinity %	9.71

The resistivity result is suspect due to the nature of the sample.

### Logarithmic Pattern mmol/L





<b>Container Identification</b> PB6F		<b>Previous Number</b> 05WG117612E		<b>Laboratory Number</b> 05WG117612F		
<b>Operator Name</b> DEVON CANADA CORPORATION						
<b>Unique Well Identifier</b> L-38		<b>Well Name</b>			<b>Elevation</b> KB m      GRD m	
<b>Field or Area</b> KONTANEELEE		<b>Pool or Zone</b> NAHANNI		<b>Sampler's Company</b> OPSCO		
<b>Test Type</b>	<b>Test No.</b>	<b>Test Recovery</b>			<b>Name of Sampler</b>	
<b>Test Interval or Perfs</b>		<b>Sampling Point</b> MANIFOLD		<b>Separator</b>	<b>Reservoir</b>	<b>Source</b>
				Pressure (kPa)		
				Temperature		
<b>Date Sampled</b> Mar 25, 2005		<b>Date Received</b> Mar 30, 2005		<b>Date Reported</b> Mar 31, 2005		<b>Entered By</b> ML
						<b>Certified By</b> ML
<b>Other Information</b> SWAB #6, SPENT ACID FLUID						

### Cations

ION	mg/L	Mass Fraction	mmol/L
Na	1527.8	0.009	66.5
K	339.0	0.002	8.7
Ca	33500.0	0.189	835.9
Mg	18000.0	0.101	740.6
Fe	648.0	0.004	11.6

**Total Cations**      3251.3

### Anions

ION	mg/L	Mass Fraction	mmol/L
Cl	123000.0	0.693	3469.4
HCO3	274.5	0.002	4.5
SO4	78.0	TRACE	0.8
CO3	Nil	Nil	Nil
OH	Nil	Nil	Nil

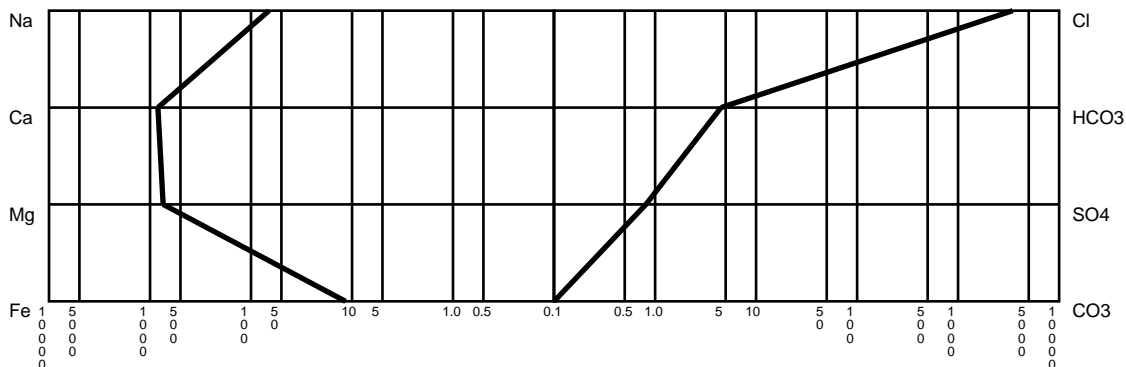
**Total Anions**      3475.5

### Other Measurements

Measurement	Value
Total Dissolved Solids (Calculated) mg/L	177367
Observed pH	4.96
H2S (25°C) mg/L	N/D
Relative Density (25°C)	1.102
Resistivity/OHM-m (25°C)	0.089
Salinity %	20.16

The resistivity result is suspect due to the nature of the sample.

### Logarithmic Pattern mmol/L





<b>Container Identification</b> PB7G		<b>Previous Number</b> 05WG117612E		<b>Laboratory Number</b> 05WG117612G		
<b>Operator Name</b> DEVON CANADA CORPORATION						
<b>Unique Well Identifier</b> L-38		<b>Well Name</b>			<b>Elevation</b> KB m      GRD m	
<b>Field or Area</b> KONTANEELEE		<b>Pool or Zone</b> NAHANNI		<b>Sampler's Company</b> OPSCO		
<b>Test Type</b>	<b>Test No.</b>	<b>Test Recovery</b>			<b>Name of Sampler</b>	
<b>Test Interval or Perfs</b>		<b>Sampling Point</b> MANIFOLD		<b>Separator</b>	<b>Reservoir</b>	<b>Source</b>
				Pressure (kPa)		
				Temperature		
<b>Date Sampled</b> Mar 25, 2005		<b>Date Received</b> Mar 30, 2005		<b>Date Reported</b> Mar 31, 2005		<b>Entered By</b> ML
						<b>Certified By</b> ML
<b>Other Information</b> SWAB #7, SPENT ACID FLUID						

### Cations

ION	mg/L	Mass Fraction	mmol/L
Na	1379.0	0.011	60.0
K	296.0	0.002	7.6
Ca	24600.0	0.189	613.8
Mg	12760.0	0.098	525.0
Fe	666.0	0.005	11.9

**Total Cations**      2369.0

### Anions

ION	mg/L	Mass Fraction	mmol/L
Cl	89848.0	0.689	2534.3
HCO3	782.3	0.006	12.8
SO4	147.0	0.001	1.5
CO3	Nil	Nil	Nil
OH	Nil	Nil	Nil

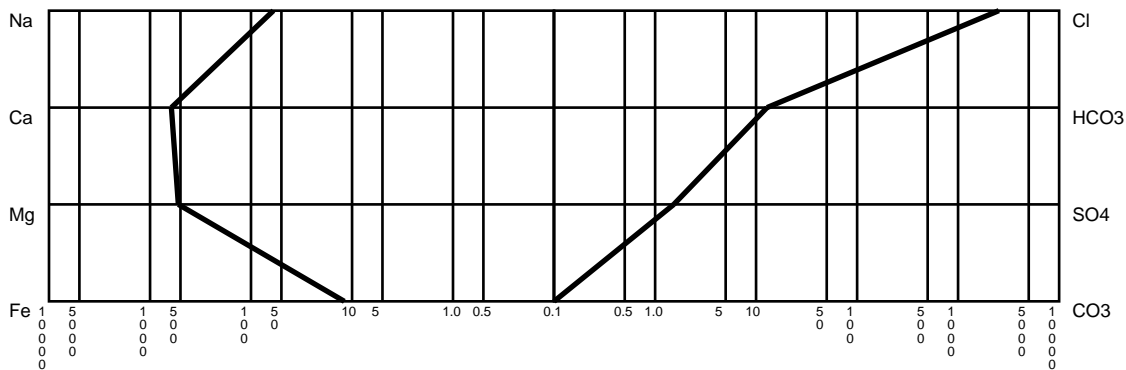
**Total Anions**      2550.2

### Other Measurements

Measurement	Value
Total Dissolved Solids (Calculated) mg/L	130478
Observed pH	6.10
H2S (25°C) mg/L	N/D
Relative Density (25°C)	1.105
Resistivity/OHM-m (25°C)	0.087
Salinity %	14.69

The resistivity result is suspect due to the nature of the sample.

### Logarithmic Pattern mmol/L





<b>Container Identification</b> PB8H		<b>Previous Number</b> 05WG117612E		<b>Laboratory Number</b> 05WG117612H		
<b>Operator Name</b> DEVON CANADA CORPORATION						
<b>Unique Well Identifier</b> L-38		<b>Well Name</b>			<b>Elevation</b> KB m      GRD m	
<b>Field or Area</b> KONTANEELEE		<b>Pool or Zone</b> NAHANNI		<b>Sampler's Company</b> OPSCO		
<b>Test Type</b>	<b>Test No.</b>	<b>Test Recovery</b>			<b>Name of Sampler</b>	
<b>Test Interval or Perfs</b>		<b>Sampling Point</b> MANIFOLD		<b>Separator</b>	<b>Reservoir</b>	<b>Source</b>
				Pressure (kPa)		
				Temperature		
<b>Date Sampled</b> Mar 25, 2005		<b>Date Received</b> Mar 30, 2005		<b>Date Reported</b> Mar 31, 2005		<b>Entered By</b> ML
						<b>Certified By</b> ML
<b>Other Information</b> SWAB #8, SPENT ACID FLUID						

### Cations

ION	mg/L	Mass Fraction	mmol/L
Na	1396.6	0.010	60.7
K	328.0	0.002	8.4
Ca	30600.0	0.219	763.5
Mg	14320.0	0.103	589.2
Fe	834.0	0.006	14.9

**Total Cations**      2804.4

### Anions

ION	mg/L	Mass Fraction	mmol/L
Cl	90819.4	0.650	2561.7
HCO3	1207.8	0.009	19.8
SO4	162.0	0.001	1.7
CO3	Nil	Nil	Nil
OH	Nil	Nil	Nil

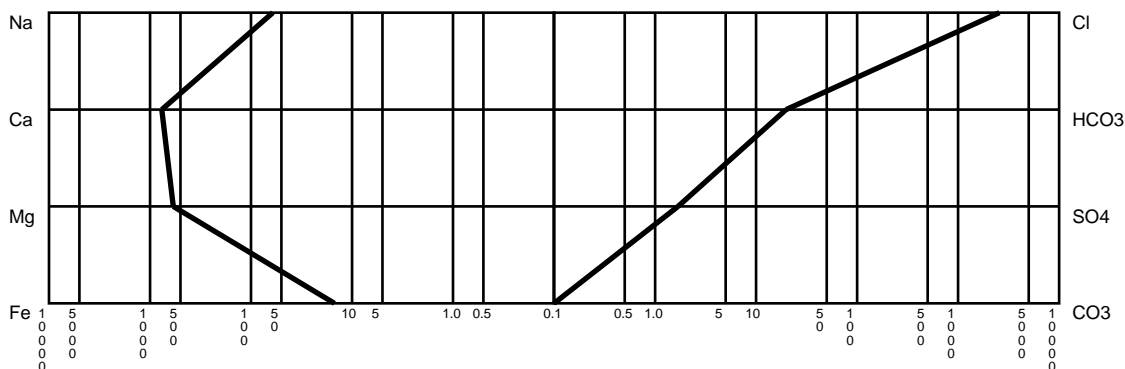
**Total Anions**      2584.9

### Other Measurements

Measurement	Value
Total Dissolved Solids (Calculated) mg/L	139667
Observed pH	6.25
H2S (25°C) mg/L	N/D
Relative Density (25°C)	1.107
Resistivity/OHM-m (25°C)	0.086
Salinity %	14.82

The resistivity result is suspect due to the nature of the sample.

### Logarithmic Pattern mmol/L





<b>Container Identification</b> PB9I		<b>Previous Number</b> 05WG117612E		<b>Laboratory Number</b> 05WG117612I		
<b>Operator Name</b> DEVON CANADA CORPORATION						
<b>Unique Well Identifier</b> L-38		<b>Well Name</b>			<b>Elevation</b> KB m      GRD m	
<b>Field or Area</b> KONTANEELEE		<b>Pool or Zone</b> NAHANNI		<b>Sampler's Company</b> OPSCO		
<b>Test Type</b>	<b>Test No.</b>	<b>Test Recovery</b>			<b>Name of Sampler</b>	
<b>Test Interval or Perfs</b>		<b>Sampling Point</b> MANIFOLD		<b>Separator</b>	<b>Reservoir</b>	<b>Source</b>
				Pressure (kPa)		
				Temperature		
<b>Date Sampled</b> Mar 25, 2005		<b>Date Received</b> Mar 30, 2005		<b>Date Reported</b> Mar 31, 2005		<b>Entered By</b> ML
						<b>Certified By</b> ML
<b>Other Information</b> SWAB #9, SPENT ACID FLUID						

### Cations

ION	mg/L	Mass Fraction	mmol/L
Na	1129.0	0.011	49.1
K	247.0	0.002	6.3
Ca	20800.0	0.195	519.0
Mg	10680.0	0.100	439.4
Fe	246.0	0.002	4.4

**Total Cations**      1981.0

### Anions

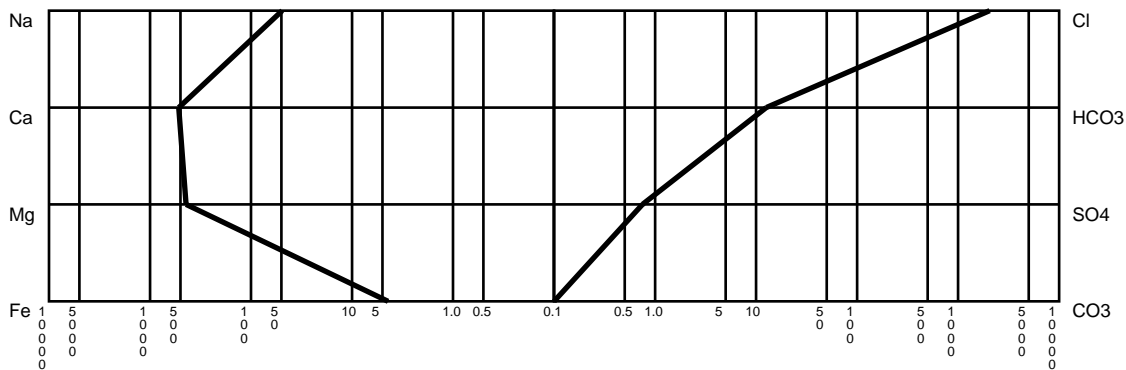
ION	mg/L	Mass Fraction	mmol/L
Cl	72849.8	0.682	2054.8
HCO3	768.6	0.007	12.6
SO4	72.0	0.001	0.7
CO3	Nil	Nil	Nil
OH	Nil	Nil	Nil

**Total Anions**      2068.9

### Other Measurements

Measurement	Value
Total Dissolved Solids (Calculated) mg/L	106792
Observed pH	6.41
H2S (25°C) mg/L	N/D
Relative Density (25°C)	1.071
Resistivity/OHM-m (25°C)	0.103
Salinity %	12.29

### Logarithmic Pattern mmol/L







<b>Container Identification</b>		<b>Previous Number</b>		<b>Laboratory Number</b>	
PB10J		05WG117612E		05WG117612J	
<b>Operator Name</b>					
DEVON CANADA CORPORATION					
<b>Unique Well Identifier</b>		<b>Well Name</b>		<b>Elevation</b>	
L-38				KB m	GRD m
<b>Field or Area</b>		<b>Pool or Zone</b>		<b>Sampler's Company</b>	
KONTANEELEE		NAHANNI		OPSCO	
<b>Test Type</b>	<b>Test No.</b>	<b>Test Recovery</b>			<b>Name of Sampler</b>
<b>Test Interval or Perfs</b>		<b>Sampling Point</b>		<b>Separator</b>	<b>Reservoir</b>
		MANIFOLD			
				Pressure (kPa)	
				Temperature	
<b>Date Sampled</b>		<b>Date Received</b>		<b>Date Reported</b>	
Mar 25, 2005		Mar 30, 2005		Mar 31, 2005	
				<b>Entered By</b>	
				ML	
				<b>Certified By</b>	
				ML	
<b>Other Information</b>					
SWAB #10, SPENT ACID FLUID					

### Cations

ION	mg/L	Mass Fraction	mmol/L
Na	1169.8	0.011	50.9
K	243.0	0.002	6.2
Ca	21900.0	0.208	546.4
Mg	9980.0	0.095	410.6
Fe	246.0	0.002	4.4

**Total Cations** 1980.0

### Anions

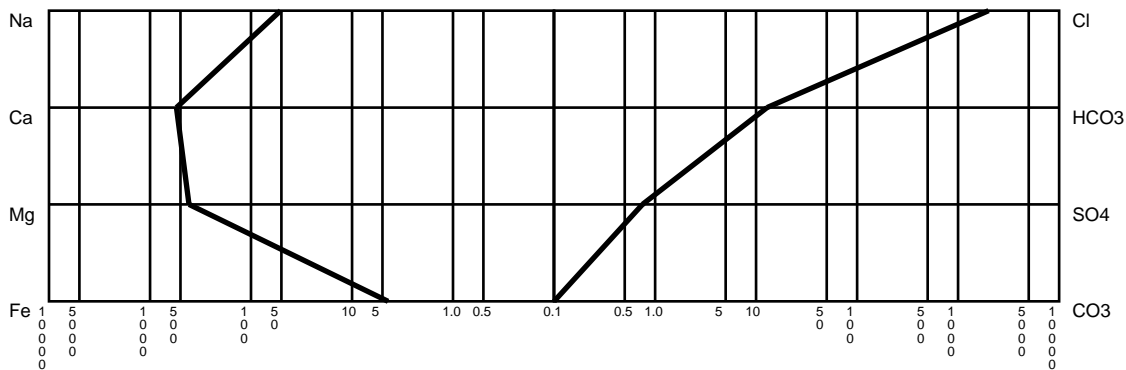
ION	mg/L	Mass Fraction	mmol/L
Cl	71000.0	0.674	2002.7
HCO3	782.3	0.007	12.8
SO4	72.0	0.001	0.7
CO3	Nil	Nil	Nil
OH	Nil	Nil	Nil

**Total Anions** 2017.0

### Other Measurements

Measurement	Value
Total Dissolved Solids (Calculated) mg/L	105393
Observed pH	6.50
H2S (25°C) mg/L	N/D
Relative Density (25°C)	1.072
Resistivity/OHM-m (25°C)	0.105
Salinity %	11.97

### Logarithmic Pattern mmol/L





<b>Container Identification</b> PB1A		<b>Previous Number</b> 05WG117612B		<b>Laboratory Number</b> 05WG117612A		
<b>Operator Name</b> DEVON CANADA CORPORATION						
<b>Unique Well Identifier</b> L-38		<b>Well Name</b>			<b>Elevation</b> KB m      GRD m	
<b>Field or Area</b> KONTANEELEE		<b>Pool or Zone</b> NAHANNI		<b>Sampler's Company</b> OPSCO		
<b>Test Type</b>	<b>Test No.</b>	<b>Test Recovery</b>			<b>Name of Sampler</b>	
<b>Test Interval or Perfs</b>		<b>Sampling Point</b> MANIFOLD		<b>Separator</b>	<b>Reservoir</b>	<b>Source</b>
				Pressure (kPa)		
				Temperature		
<b>Date Sampled</b> Mar 24, 2005		<b>Date Received</b> Mar 30, 2005		<b>Date Reported</b> Mar 31, 2005		<b>Entered By</b> ML
						<b>Certified By</b> ML
<b>Other Information</b> SWAB #1, SPENT ACID FLUID						

### Cations

ION	mg/L	Mass Fraction	mmol/L
Na	96.3	0.084	4.2
K	18.8	0.016	0.5
Ca	262.0	0.228	6.5
Mg	11.1	0.010	0.5
Fe	6.7	0.006	0.1

**Total Cations**      18.9

### Anions

ION	mg/L	Mass Fraction	mmol/L
Cl	596.0	0.518	16.8
HCO3	109.8	0.095	1.8
SO4	50.0	0.043	0.5
CO3	Nil	Nil	Nil
OH	Nil	Nil	Nil

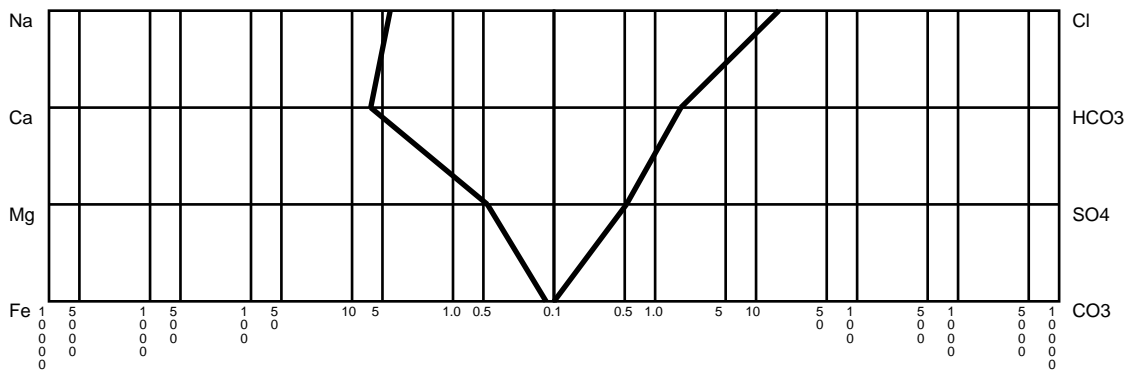
**Total Anions**      19.7

### Other Measurements

Measurement	Value
Total Dissolved Solids (Calculated) mg/L	1150
Observed pH	8.02
H2S (25°C) mg/L	N/D
Relative Density (25°C)	0.966
Resistivity/OHM-m (25°C)	8.340
Salinity %	0.11

The resistivity result is suspect due to the nature of the sample.

### Logarithmic Pattern mmol/L





<b>Container Identification</b> PB2B		<b>Previous Number</b> 05WG117612C		<b>Laboratory Number</b> 05WG117612B		
<b>Operator Name</b> DEVON CANADA CORPORATION						
<b>Unique Well Identifier</b> L-38		<b>Well Name</b>			<b>Elevation</b> KB m      GRD m	
<b>Field or Area</b> KONTANEELEE		<b>Pool or Zone</b> NAHANNI		<b>Sampler's Company</b> OPSCO		
<b>Test Type</b>	<b>Test No.</b>	<b>Test Recovery</b>			<b>Name of Sampler</b>	
<b>Test Interval or Perfs</b>		<b>Sampling Point</b> MANIFOLD		<b>Separator</b>	<b>Reservoir</b>	<b>Source</b>
				Pressure (kPa)		
				Temperature		
<b>Date Sampled</b> Mar 24, 2005		<b>Date Received</b> Mar 30, 2005		<b>Date Reported</b> Mar 31, 2005		<b>Entered By</b> ML
						<b>Certified By</b> ML
<b>Other Information</b> SWAB #2, SPENT ACID FLUID						

### Cations

ION	mg/L	Mass Fraction	mmol/L
Na	212.5	0.106	9.2
K	59.0	0.029	1.5
Ca	418.0	0.208	10.4
Mg	18.6	0.009	0.8
Fe	8.8	0.004	0.2

**Total Cations**      33.5

### Anions

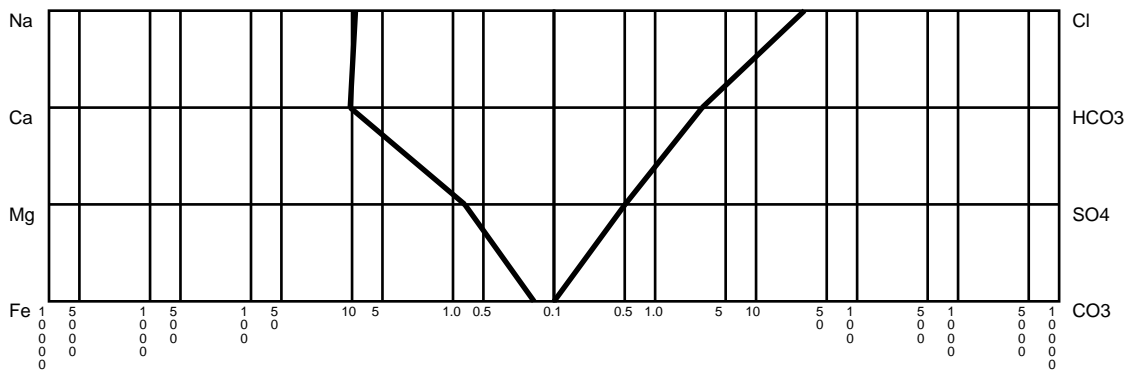
ION	mg/L	Mass Fraction	mmol/L
Cl	1068.5	0.531	30.1
HCO3	178.4	0.089	2.9
SO4	48.6	0.024	0.5
CO3	Nil	Nil	Nil
OH	Nil	Nil	Nil

**Total Anions**      34.1

### Other Measurements

Measurement	Value
Total Dissolved Solids (Calculated) mg/L	2012
Observed pH	8.04
H2S (25°C) mg/L	N/D
Relative Density (25°C)	0.976
Resistivity/OHM-m (25°C)	4.174
Salinity %	0.20

### Logarithmic Pattern mmol/L





<b>Container Identification</b> PB3C		<b>Previous Number</b> 05WG117612D	<b>Laboratory Number</b> 05WG117612C					
<b>Operator Name</b> DEVON CANADA CORPORATION								
<b>Unique Well Identifier</b> L-38		<b>Well Name</b>		<b>Elevation</b> KB m      GRD m				
<b>Field or Area</b> KONTANEELEE		<b>Pool or Zone</b> NAHANNI		<b>Sampler's Company</b> OPSCO				
<b>Test Type</b>	<b>Test No.</b>	<b>Test Recovery</b>			<b>Name of Sampler</b>			
<b>Test Interval or Perfs</b>		<b>Sampling Point</b> MANIFOLD		<b>Separator</b>	<b>Reservoir</b>	<b>Source</b>	<b>Sampled</b>	<b>Received</b>
				Pressure (kPa)				
				Temperature				
<b>Date Sampled</b> Mar 24, 2005		<b>Date Received</b> Mar 30, 2005		<b>Date Reported</b> Mar 31, 2005		<b>Entered By</b> ML		<b>Certified By</b> ML
<b>Other Information</b> SWAB #3, SPENT ACID FLUID								

### Cations

ION	mg/L	Mass Fraction	mmol/L
Na	246.1	0.115	10.7
K	61.0	0.029	1.6
Ca	401.0	0.188	10.0
Mg	19.7	0.009	0.8
Fe	4.1	0.002	0.1

**Total Cations** 34.0

### Anions

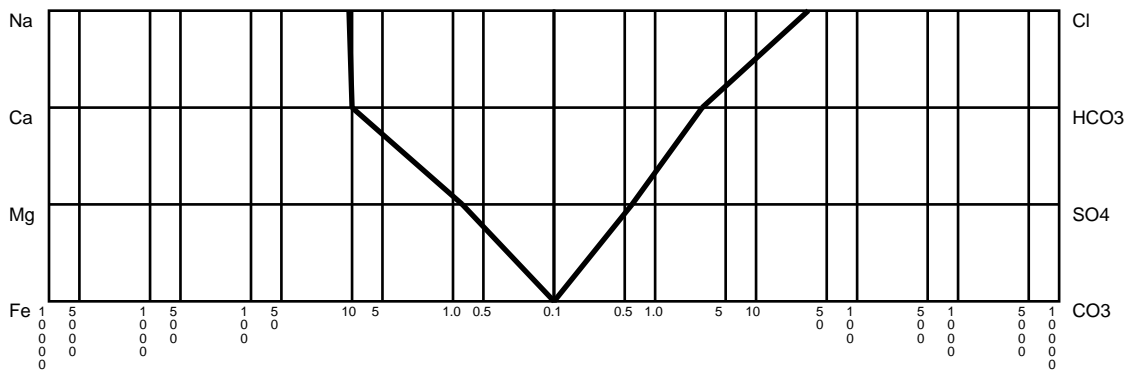
ION	mg/L	Mass Fraction	mmol/L
Cl	1165.6	0.547	32.9
HCO3	178.4	0.084	2.9
SO4	56.8	0.027	0.6
CO3	Nil	Nil	Nil
OH	Nil	Nil	Nil

**Total Anions** 37.0

### Other Measurements

Measurement	Value
Total Dissolved Solids (Calculated) mg/L	2132
Observed pH	8.28
H2S (25°C) mg/L	N/D
Relative Density (25°C)	0.984
Resistivity/OHM-m (25°C)	3.270
Salinity %	0.21

### Logarithmic Pattern mmol/L





<b>Container Identification</b> PB4D		<b>Previous Number</b> 05WG117612E		<b>Laboratory Number</b> 05WG117612D		
<b>Operator Name</b> DEVON CANADA CORPORATION						
<b>Unique Well Identifier</b> L-38		<b>Well Name</b>			<b>Elevation</b> KB m      GRD m	
<b>Field or Area</b> KONTANEELEE		<b>Pool or Zone</b> NAHANNI		<b>Sampler's Company</b> OPSCO		
<b>Test Type</b>	<b>Test No.</b>	<b>Test Recovery</b>			<b>Name of Sampler</b>	
<b>Test Interval or Perfs</b>		<b>Sampling Point</b> MANIFOLD		<b>Separator</b>	<b>Reservoir</b>	<b>Source</b>
				Pressure (kPa)		
				Temperature		
<b>Date Sampled</b> Mar 24, 2005		<b>Date Received</b> Mar 30, 2005		<b>Date Reported</b> Mar 31, 2005		<b>Entered By</b> ML
						<b>Certified By</b> ML
<b>Other Information</b> SWAB #4, SPENT ACID FLUID						

### Cations

ION	mg/L	Mass Fraction	mmol/L
Na	230.0	0.100	10.0
K	38.9	0.017	1.0
Ca	526.0	0.228	13.1
Mg	25.0	0.011	1.0
Fe	14.6	0.006	0.3

**Total Cations**      39.8

### Anions

ION	mg/L	Mass Fraction	mmol/L
Cl	1165.6	0.505	32.9
HCO3	219.6	0.095	3.6
SO4	60.2	0.026	0.6
CO3	27.0	0.012	0.4
OH	Nil	Nil	Nil

**Total Anions**      38.2

### Other Measurements

Measurement	Value
Total Dissolved Solids (Calculated) mg/L	2306
Observed pH	8.46
H2S (25°C) mg/L	N/D
Relative Density (25°C)	0.984
Resistivity/OHM-m (25°C)	3.278
Salinity %	0.21

### Logarithmic Pattern mmol/L

